



Customer Centric · Integrity · Innovation · Excellence

Stock Code : 4953 TT

Wistron ITS

The Partner You Can Trust

IR : Yuri Lin

(02)7745-8806 · YuriLin@wistronits.com

2022/09/13



Disclaimer



- This presentation is private and confidential and is being made available to the recipient on the express understanding that it will be kept confidential and that the recipient shall not copy, reproduce, distribute or pass to third parties this presentation in whole or in part at any time. This presentation is the property of Wistron ITS Corporation ("Wistron ITS") and the recipient agrees that it will, on request, promptly return this presentation and all other information supplied in connection with the ideas and concepts presented herein, without retaining any copies.
- This presentation has been prepared by Wistron ITS and is being delivered to the recipient and is for general reference only. The sole purpose of this presentation is to assist the recipient in understanding Wistron ITS. This presentation is not intended to form the basis of a decision to purchase securities or any other investment decision and does not constitute an offer, invitation or recommendation for the sale or purchase of securities. Any decision to purchase securities in any offering of Wistron ITS should be made solely on the basis of the information contained in a prospectus which may be published or distributed in due course in connection with such offering, if any. Neither the information contained in this presentation nor any further information made available in connection with the subject matter contained herein will form the basis of any contract.
- This presentation does not purport to be comprehensive or to contain all the information about Wistron ITS, its business, its current or historical operating results or its future business prospects. The information contained herein is based on publicly available information and sources, which we believe to be reliable, but we do not represent it is accurate or complete. The recipient of this presentation must make its own investigation and assessment of the ideas and concepts presented herein. No representation, warranty or undertaking, express or implied, is or will be made or given and no responsibility or liability is or will be accepted by Wistron ITS or by any of its directors, officers, employees, agents or advisers, in relation to the accuracy or completeness of this presentation or any other written or oral information made available in connection with the ideas and concepts presented herein. Any responsibility or liability for any such information is expressly disclaimed.
- In furnishing this presentation, Wistron ITS undertakes no obligation to provide the recipient with access to any additional information, or to update, or to correct any inaccuracies which may become apparent in, this presentation or any other information made available in connection with the ideas and concepts presented herein.
- The financial numbers hereby are based on International Financial Reporting Standards (IFRSs).
- Cumulative consolidated numbers were audited (reviewed) by CPA.

Agenda



- **About Wistron ITS**
- **Financial Performance**
- **Outlook**

About Wistron ITS



About Wistron ITS



IT

Services
Provider



30

Years of
Experiences



8300

Employees



17

Delivery
Offices



3

Innovation &
R&D Centers

Established Service Network



Wistron ITS Quick Facts



Top 10 Leading Digital
Service Provider in China (IDC)



Certification Achieved

No.1 IT Outsourcing
Services Provider in Taiwan



Customers

Top 10 Contributed **40%+** of Total Revenue
50% Partnered with Wistron ITS for **5+** Years
30+ of them are Fortune 500 Companies

Professional Services



Focus Sectors



High Tech

Large Enterprises and High-Tech Companies

Financial

Banking & Insurance Companies

Telecom

Telecom Service Providers &
Equipment Vendors

Manufacturing

High-Tech & Electric Vehicle Manufacturers

Wistron ITS ESG



- Carbon emission decreased by 12.9% compared to last year.
- Energy consumption was reduced 11.4% compared to last year.
- Achieve carbon neutrality by 2030



- The male to female mid- to senior level manager ratio is 1:1.
- The starting salary for new graduates is at least two times more than the legal minimum salary.
- None of occupational accident occur.



- Top 5% of companies listed in the Annual Corporate Governance Review.
- Employee follows and 100% sign code of ethical conduct.
- None of violation and information security incident occur.



- Sign up for university-industry collaboration and build platform for SAP ERP Talent.
- Respond to "Do Something for the Tamsui River" initiative promoted by Commonwealth Magazine and protect water resource.
- Sign up Convention for promoting sustainable talent and take actions.



Financial Performance

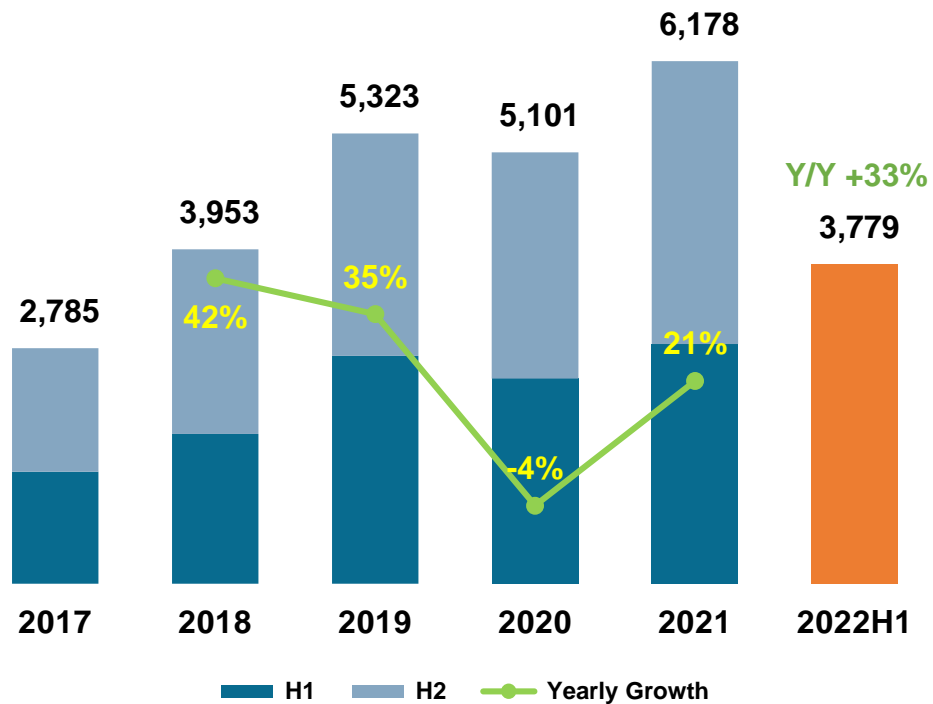


Revenue Performance

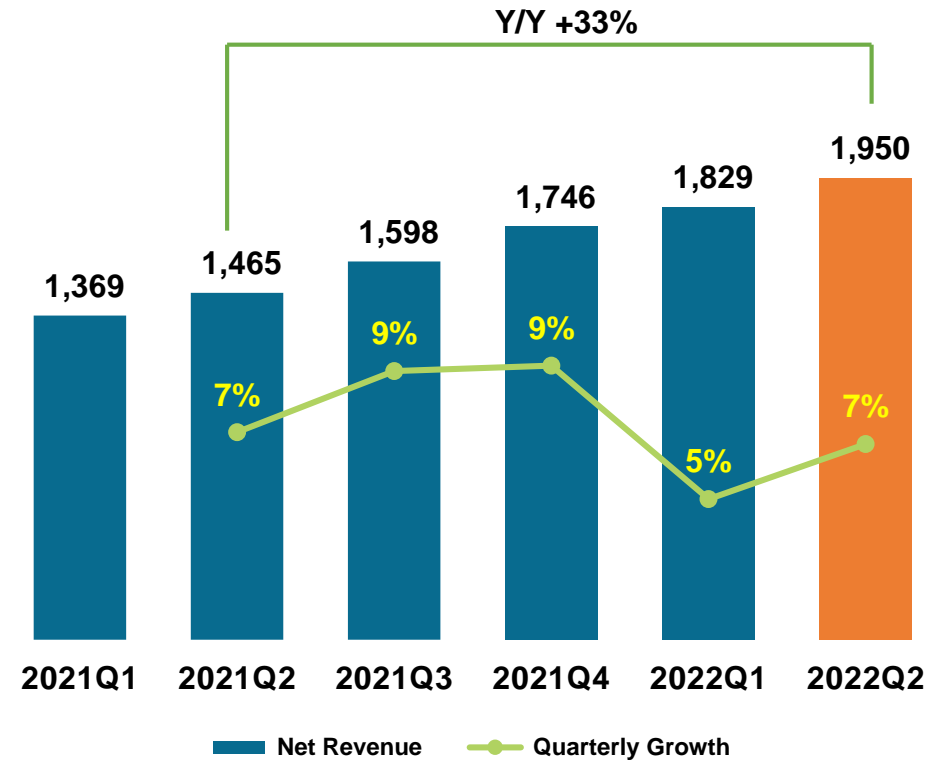


(in NT\$ millions)

Annual Revenue & Y/Y



Quarterly Revenue & Q/Q

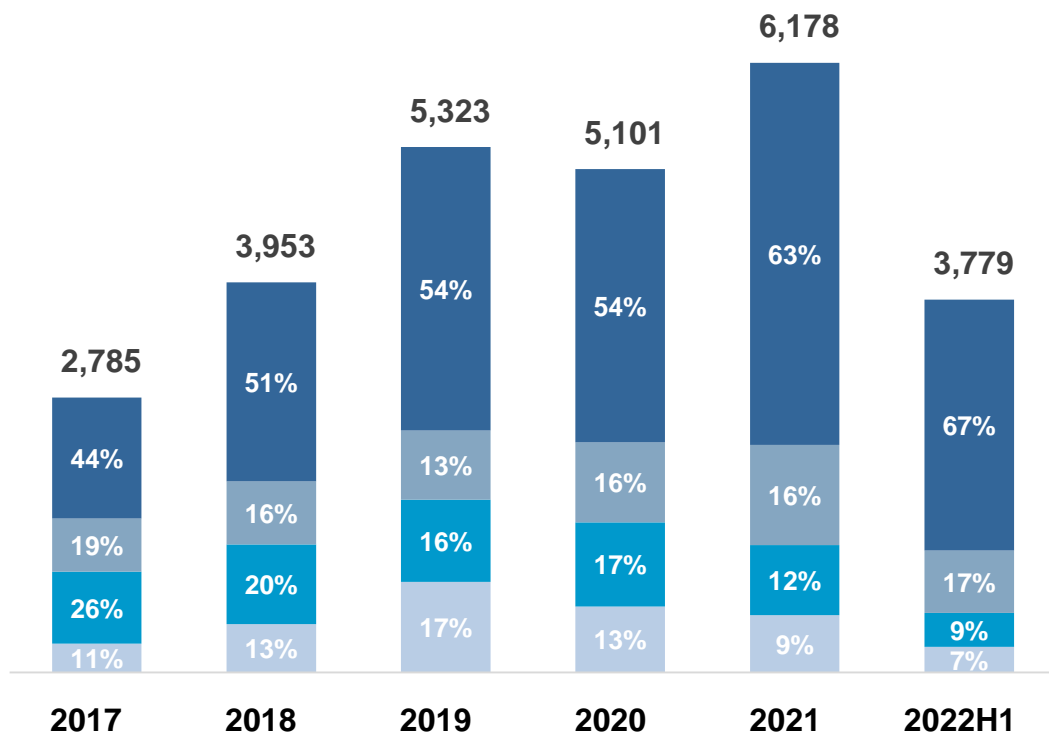


Revenue Contribution



(in NT\$ millions)

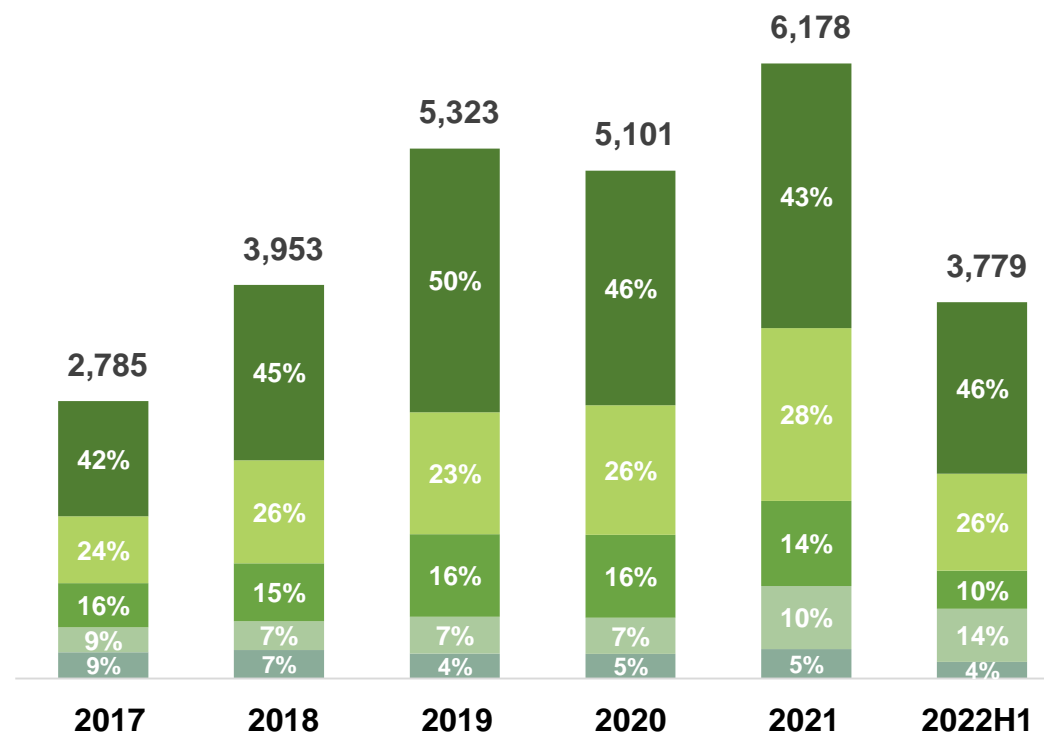
Revenue Contribution by Region



2022H1 vs 2021H1

China	50%
Taiwan	35%
Japan	-8%
US & Others	-14%

Revenue Contribution by Sector



2022H1 vs 2021H1

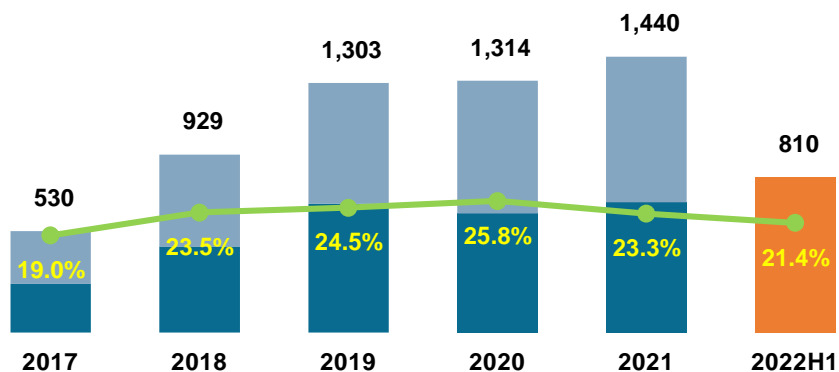
IT & High Tech	45%
Financial	18%
Telecom	-13%
Manufacturing	120%
Others	18%

Profitability

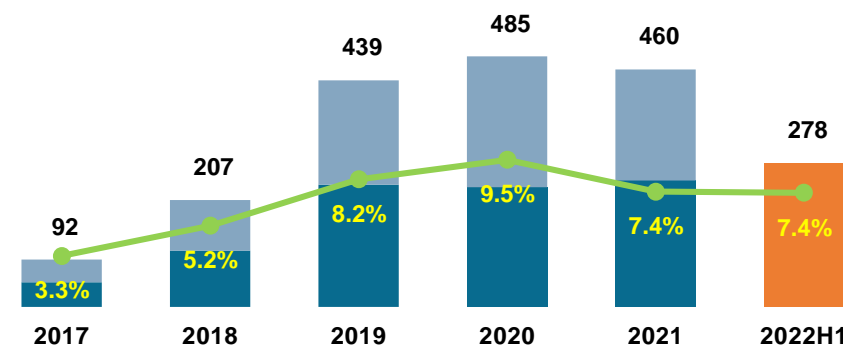


(in NT\$ millions)

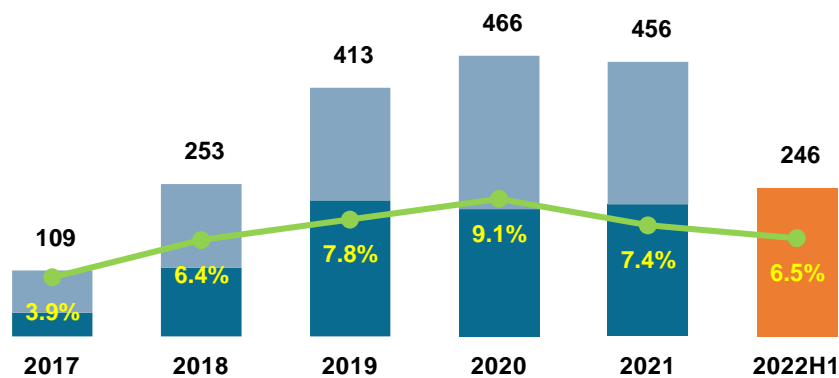
Gross Profit & GM%



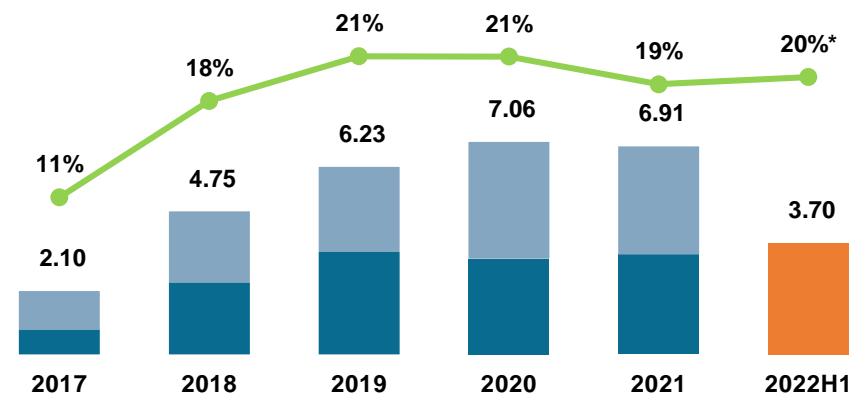
Net Operating Income & OPI%



Net Profit & NP%



EPS(NTD) & ROE%



*ROE for the last four quarters.

— H2
— H1

Dividend Payout



	2017	2018	2019	2020	2021
Cash Dividend (NTD)	0.50	1.70	3.20	5.00	4.60
Stock Dividend (NTD)	1.00	1.00	-	-	-
EPS (NTD)	2.54	5.22	6.23	7.06	6.91
Total Dividend Payout(%)	59%	52%	51%	71%	67%
Cash Dividend Payout(%)	20%	32%	51%	71%	67%

Outlook



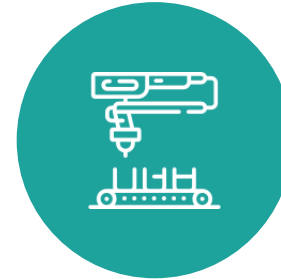
Revenue Growth Engine



High Tech & Internet

International High-tech Companies, E-commerce Platforms, Internet Enterprises

Emerging IT Technologies & Services
(AI, Big Data, Cloud, Mobile Internet, IoT, and Blockchain)



Smart Manufacturing

Semiconductor, ICT, Electronics industry

Digital Transformation and Operation Services, Smart Manufacturing



Financial

Financial Holding, Banking and Insurance Industries

Digital Banking, Fintech, Open Banking, Online Banking, Financial Ecosystem, E-Payment



New Energy

Smart Car and New Energy Industries

Smart Cockpit, Autopilot, EV Charging Station Networks, Smart Map, IoV, and Wind Energy

- **Outlook in the following 3 years:**

- Steadily strong market demand will continuously drive revenues growth.
- China and Taiwan remain to be the main growth market.





Together, with our clients,
we are primed to make the world better.